

Live Lines

Woodbury County Rural Electric Cooperative

June 2011

CFL's End Life Differently

Worried when you hear a compact fluorescent light-bulb (CFL) pop or sizzle? According to Underwriters Laboratories, Inc. (UL), an independent not-for-profit firm that tests and sets minimum standards for electric-consuming items, smoke, a popping noise, and even a slight odor are typical and do not pose a fire risk. Sometimes the plastic at the base of a CFL will turn black, which is normal in most cases as safety standards require application of special flame-retardant plastics.



“As with any new product, it’s important that consumers understand how it works,” notes John Drengenberg, UL consumer affairs manager. “Any popping sounds or smoke that a consumer might see when a CFLs burns out means that the bulb’s end-of-life mechanism worked as it should have.”

Clean Cold Coils

Vacuum your refrigerator coils every three months to eliminate dirt buildup that reduces efficiency and creates fire hazards. To clean condenser coils:

Step 1: Unplug the refrigerator.

Step 2: Pull off or unscrew the vent plate that protects the coils.

Step 3: Clean the coils with a vacuum hose, using a brush to wipe off dust you can see.

Step 4: Don't forget to turn the fridge back on.

Source: Association of Home Appliance Manufacturers

Help Us Find These Former Members


We may have money for them!



We have been searching for the former members on this list. They were mailed a capital credit check which has either not been cashed or was returned by the post office as undeliverable. Would you check the list and if you know the address or phone number of any of these former members, please call the REC at (800)469-3125. We may have money for them. Thanks for your help.

Aipperspach, Andrew	Engelkemier, Robert A	Roach, Jeffrey L
Albers, Richard J	Felder, Eric	Robinson, Brenda
Arnold, Jed	Feller, Robert	Schumann, June L
AT & T BOSG	French, Jason	Searles, David
Ayers, Donna	Gardner, Jamie	Seuntjens, William J
Baker, Constance I	Goodman, Rebecca	Shearn, Richard M
Bale, Craig	Gressman, Brian	Sherrill, Tanya L
Ball, Toby	Gries, Kathy J	Simon, Cheryl
Beaumont, Laura A	Grijzenhout, Dan	Sitzmann, Michael
Becher, Ann	Hainfield, Rene	Smith, Lynette L
Benson, Chris & Gail	Harding, Roger	Smizer, Claire
Bichler, George	Harris, Orin	Smock, Tracy
Bickler, Peter	Herwig, Matthew	Sprint Cellular
Bockelmann, Lynne	Holzer, Jane	Swanger, Brooklyn
Bottorff, Troy	Hudson, John L	Tague, Glen E
Bradison, Candy S	Huot Farm INC	Thompson, Mark A
Brand, Gary	Jones, William G	Travis, David A
Brant, Gail	Kayl, John	Tull, Kirk & Patti
Bray, Elmer	Lamoureux, Jerry A	Union Industries\
Brennan, Gayle S	Long, John W	Brian Bennett
Browning, Lupe	Lounsbury, Kenneth R	Vanhouten, Dave
Bubke, Gail I	McClendon, Kathleen	Verschoor, Jason L
Buckholtz, Jeremy	McClendon, Michael	Verzani, Vincent J
Castle, Tom Adam	Means, Steven D	Walker, Kelly
Christensen, Donna	Mesenbrink, Larry	Walsh, Matthew
Cornish, Richard F	Meyermann, Michele	Wax, Phyllis
Davis, Christine	Monzo, Ian and Deb	Western Outdoor ADV
Davis, Kenneth	Morgan, R L	Western Wireless
Davis, Scott	Nelson, Jess A	Wibbels, Sara
Dose, Laveda	Nelson, Tina	Widman, Troy
Douglas Cable Comm	Nettleton, Tammy	Williams Midstream
Dunagan, Jeff	Perret, Nancy	Natural Gas
Ellison, Keven	Pritchett, Warren D	Wilson, Jody
	Richards, Kevin	Wood, Sam
	Ritz, Mathew L.	Zingg, Matthew

Complete wiring service is available.



Give Rick a call at the REC for all your wiring needs. He is a state licensed electrician who will make sure your electrical system is safe and efficient.
Call (800)469-3125.

The Recipe Corner

Roma Tomato Bruschetta

- 2 C. Roma (plum) tomatoes, seeded and chopped
- 1 small onion, chopped
- 1/2 tsp. dried basil or 10 large fresh basil leaves, chopped
- 1 T. balsamic vinegar
- Salt and pepper to taste
- 1/3 C. Extra virgin olive oil
- 2 cloves garlic, minced
- 1 loaf French baguette

Combine tomatoes, onion, basil and balsamic vinegar. Season to taste with salt and pepper. Set aside. Combine olive oil and garlic in a small microwave-safe bowl. Microwave on High for 30 seconds. Cut bread into slightly angled 1/4 inch pieces. Brush with olive oil mixture; place on baking pan. Bake about 8 minutes in 350 degree oven or until golden brown. Drain excess liquid from tomato mixture and spoon evenly over bread slices.

Planning A New Grain Bin?

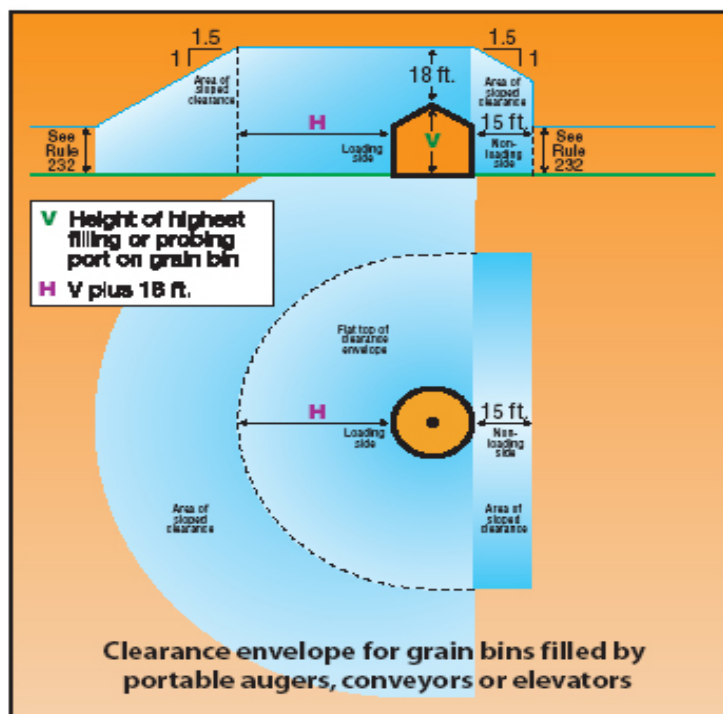
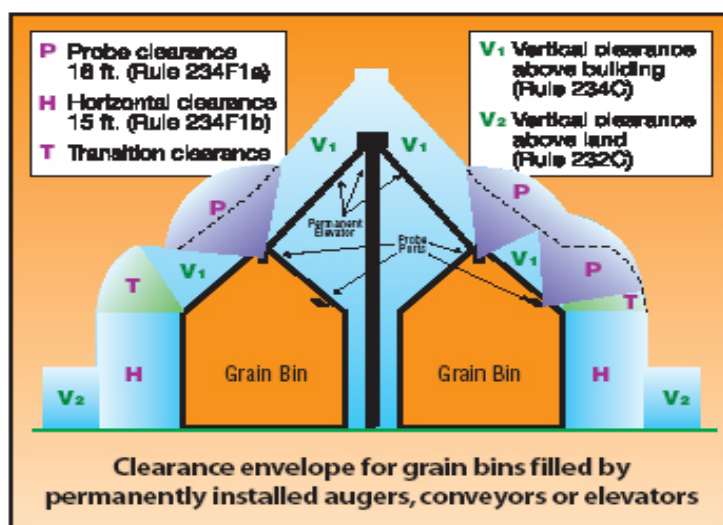
When you start to plan for a new grain bin, please contact Woodbury County Rural Electric Cooperative (REC) and the Northwest Iowa Power Cooperative (NIPCO).

Woodbury County REC and NIPCO will provide assistance in planning for a safe environment for everyone working and living around grain bins. The State of Iowa requires specific clearances for electric lines around grain bins, with different standards for those filled by portable and permanent augers, conveyors and elevators.

Printed here are two drawings of the specific clearances required for both scenarios. If you have questions concerning the drawings, please contact Woodbury County REC or NIPCO. According to the Iowa Electric Safety code found in Iowa Administrative Code Chapter 199 – 25.2(3)b. *An electric utility may refuse to provide electric service to any grain bin built near an existing electric line which does not provide the clearances required by The American National Standards Institute (ANSI)C2-2007 “National Electric Safety Code”, Rule 234f. This paragraph “b” shall apply only to grain bins loaded by portable augers, conveyors or elevators and built after September 9, 1992, or to grain bins loaded by permanently installed augers, conveyors or elevators built after December 24, 1997.* (As adopted by the Iowa Utilities Board)

Woodbury County REC and NIPCO are required by the Iowa Utilities Board to provide this annual notice to farmers, farm lenders, grain bin merchants, and city and county zoning officials. If you have any questions concerning clearance regulations, please call Woodbury County REC at (712)873-3125 or NIPCO at (712)546-4141.

Make sure you call “Iowa One-Call” at (800)292-8989 or 811 at least 48 hours before you do any digging!



Drawings reprinted with permission from IEEE Std. C2-2007, “National Electrical Safety Code.” © Copyright 2009 by IEEE; all rights reserved. The IEEE disclaims any responsibility or liability resulting from the placement and use in the described manner. This material originally appeared in the March 2010 issue of *Living with Energy* in its magazine.